



**For Responsible
Teachers**



A more engaging, intuitive and fun way of teaching!

Feature Update Release

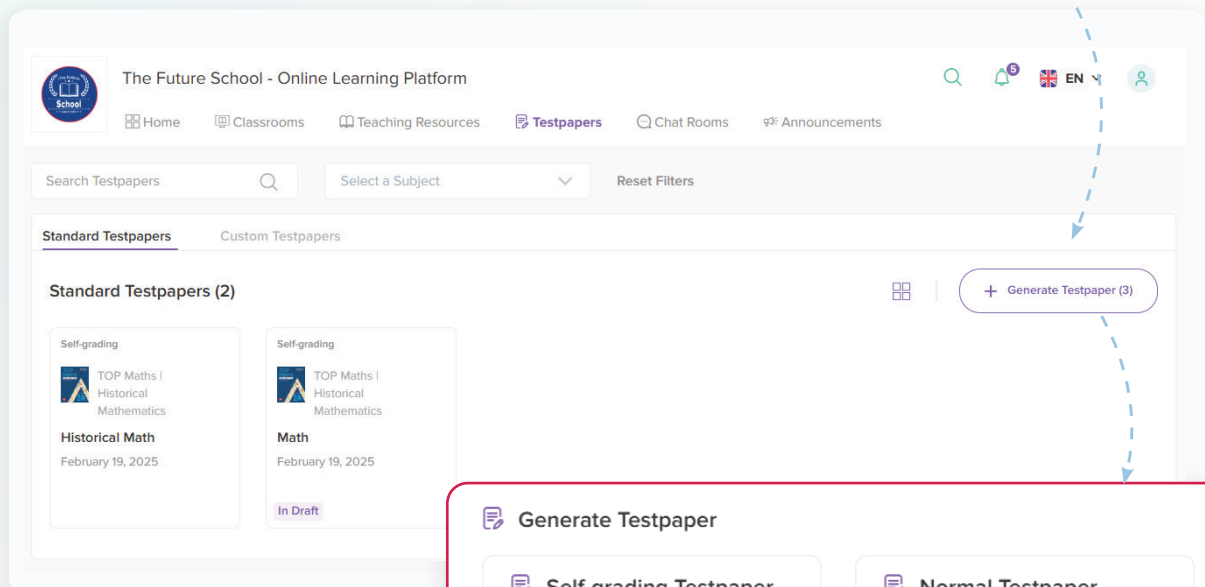
Feb 20, 2025

Note: Features might be updated periodically without prior notice to provide a better experience.

Testpaper Questions

Teachers can now choose the Chapter/Topic when replacing any Testpaper questions.

Click on **“Generate Testpaper”** on the **“Testpapers”** tab.



Generate Testpaper

Self-grading Testpaper

This option allows you to generate a self-grading Testpaper which may be assigned to your class(es) as an assignment. Students' scores are automatically reported to you and the students upon completion of the TestPaper.

Normal Testpaper

This option allows you to create flexible Testpapers with different sections. The marking schemes for the generated Testpaper will be provided.

Close

Feature Release

Enter Testpaper details and click on **“Generate Testpaper”**.

Testpapers > Generate Testpaper

Generate Testpaper

Generate testpapers and worksheets with marking schemes based on real past-year papers!

Test Paper Type *

Self-grading Testpaper

Normal Testpaper

Question Bank *

Standard Question Bank

Create Your Own

Testpaper Title *

Math

Subject *

TOP Maths | Historical Mathematics

Description

Enter Description

Section 1

Type of Question *

Multiple Choice

No. of Questions *

5

Chapter/Topics

1 Yes YES (5+) x Select



Difficulty

Easy x Medium x Hard x x

Note: If you do not manually select chapters/topics, then all will be automatically selected for you.

Generate Testpaper

Click on **“Replace”** and select a **Chapter/Topic**.

Math

TOP Maths | Historical Mathematics

Delete Replace (8)

Please choose the chapter/topics you wish to replace it with.

Select Chapter/Topics

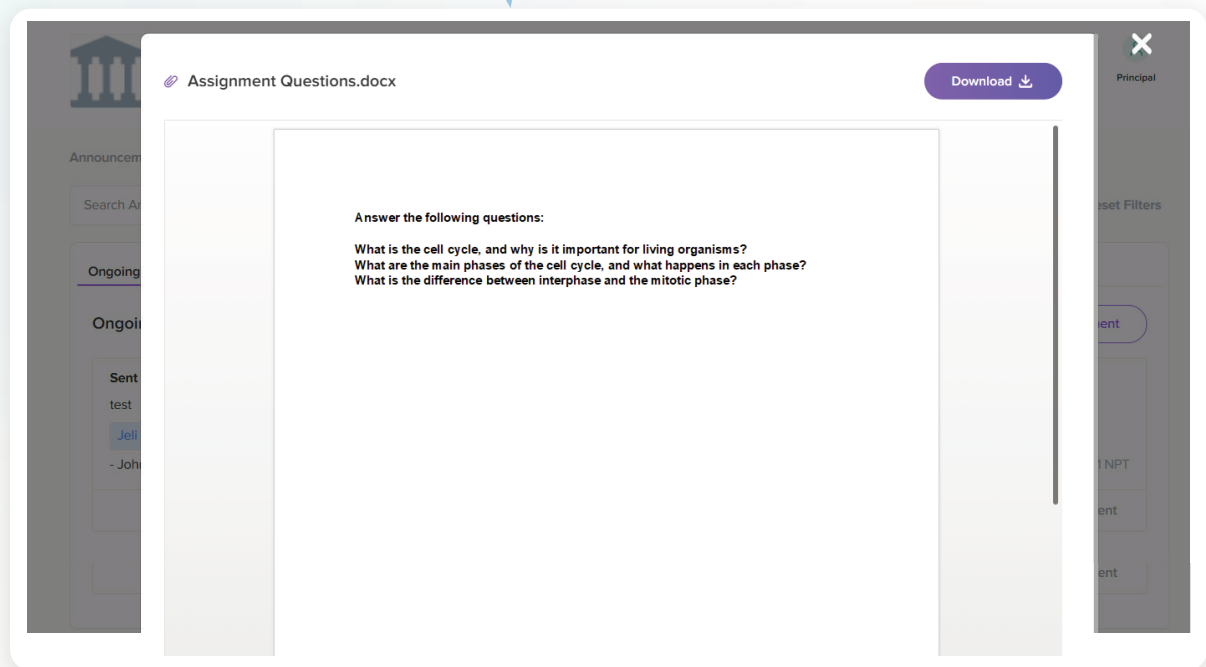
Replace Cancel

File Viewer

Teachers can now view uploaded files directly on the platform. Previously, files had to be downloaded first, but now they can be previewed before deciding to download.

Click on the available **file attachment**.

Assignment Questions.docx 



Feature Release

Download Report - Question Analytics

As a teacher, you can now download the **Question Analytics** report to access it anytime.

Go to the **“Classrooms”** tab.

Select **“Assignments”** and click on **“Full Report”**.

The screenshot displays the user interface of 'The Future School - Online Learning Platform'. At the top, the navigation bar includes 'Home', 'Classrooms', 'Teaching Resources', 'Testpapers', 'Chat Rooms', and 'Announcements'. The 'Classrooms' tab is highlighted. Below this, the current classroom is identified as 'TOP Maths I 2'. The 'Assignments' tab is selected, showing options for 'All Students', 'Assignments', and 'Teacher's Content'. A 'Give New Assignment' button is visible. On the right, there are buttons for 'Assignments Report' and 'Upcoming Assignments'. The main content area shows 'Open Assignments (1)' with a dropdown arrow. The assignment listed is 'Maths Assignment', scheduled for February 19, 2025, from 02:27 PM to 03:30 PM. It has a 'Normal' difficulty level. At the bottom of the assignment card, there are statistics: 'Submitted 7', 'Pending 0', and 'Graded 7'. A 'Full Report' button is highlighted with a red box, along with 'Edit' and 'Delete' options.

Feature Release

Click on "**Download Report**".

The screenshot shows the user interface of 'The Future School - Online Learning Platform'. The top navigation bar includes the platform logo, the name 'The Future School - Online Learning Platform', and icons for search, notifications, language (EN), and user profile. Below the navigation bar are menu items: Home, Classrooms, Teaching Resources, Testpapers, Chat Rooms, and Announcements. The main content area shows two dropdown menus for 'TOP Maths | 2'. Below these are tabs for 'All Students', 'Assignments', and 'Teacher's Content'. The 'Assignments' tab is active, displaying a 'Maths Assignment' card. The card includes a 'Back to Assignment List' link, the assignment title 'Maths Assignment', a 'Normal' difficulty level, and submission dates: 'February 19, 2025 at 02:27 PM' and 'February 19, 2025 at 03:30 PM'. The instruction is 'Complete the following assignment' followed by a link to 'Assignment Questions.docx'. At the bottom of the card, there is a 'Search Students' input field and a 'Download Report' button, which is highlighted with a red border.

Click on "**Download**".

The screenshot shows a dialog box titled 'Download Assignment Report'. It features a download icon and the title. Below the title, it specifies 'Maths Assignment' and 'TOP Maths | 2 - TOP Maths | 2'. There are two checked options: 'Download Assignment Attachments as ZIP Files' (which includes student's assignment files, links, separated folder wise) and 'Download Assignment Information as EXCEL File' (which includes student's assignment submission dates, statuses, grades, remarks). At the bottom right, there are two buttons: 'Cancel' and 'Download'.

Question Analytics Report

The Future School
2024 Active Science
19 Feb 2025 at 9:58 AM (GMT+00:00)

TOP Maths | Historical Mathematics
Maths - Test

+ Completed: 6
* Not Attempted: 0

Question 1

Each foot of an elephant has a circular cross-section with a circumference of 1.4 m. The elephant has a mass of 5400 kg. The elephant is standing still with all four feet on the ground. Assume the pressure under each foot is the same. What is the approximate pressure exerted on the ground by each of the elephant's feet?

A 8.7 kPa
B 35 kPa
C 85 kPa
D 340 kPa

a
 b
 c
 d

a (16.67%)	b (33.33%)	c (33.33%)	d (16.67%)
• Sophia Hayes	• John Doe • Daniel Kim	• Oliver Bennett • Ethan Montgomery	• Hannah Nguyen

Question 2

A constant force F , acting on a car of mass m , moves the car up a slope through a distance s at constant velocity v . The angle of the slope to the horizontal is α .

The downloaded **Question Analytics Report** format has been updated to provide comprehensive and detailed insights.

C24

✕
✓
 f_x

	A	B	C	D	E
1	Class name: TOP Maths Grade 2				
2	Generated on: February 11, 2025, 5:40 PM				
3	Assignment Name: Assignment 5				
4	Assigned Date: February 11, 2025, 3:51 PM				
5	Deadline Date: February 11, 2025, 5:00 PM				
6					
7	S. No.	Name	Email Address	Submitted Date	Student's Remark
8	1	Bayu Setiawan	bayu.setiawan+studmandiri@mst.sg	Tue Feb 11 2025, 5:39 PM	n/a
9	2	Dewi Lestari	dewi.lestari+studmandiri@mst.sg	Tue Feb 11 2025, 5:39 PM	n/a
10	3	Fajar Ramadhan	fajar.ramadhan+studmandiri@mst.sg	Tue Feb 11 2025, 5:39 PM	n/a
11	4	Indah Permata	indah.permata+studmandiri@mst.sg	Tue Feb 11 2025, 5:40 PM	n/a
12	5	John Doe	john.doe+studmandiri@mst.sg	Tue Feb 11 2025, 3:54 PM	Done Teacher
13					
14					
15					
16					
17					
18					
19					
20					

◀
▶

Submitted
Not Submitted

+

:

Download Report - Assignment Report

You can also download the **Assignment Report** for individual student's performance.

Go to the **"Classrooms"** tab.

Select **"All Students"** and click on the (👁) icon below the **'Actions'** column.

The Future School - Online Learning Platform

Home **Classrooms** Teaching Resources Testpapers Chat Rooms Announcements

TOP Maths | 2 TOP Maths | 2

All Students Assignments Teacher's Content

7 Students of TOP Maths | 2

Students Name	Last Login	Logins	Accessed Pages	Actions
DK Daniel Kim	February 19, 2025	2	5	👁 🔍
EM Ethan Montgomery	February 19, 2025	0	3	👁 🔍
HN Hannah Nguyen	February 19, 2025	2	9	👁 🔍
JD John Doe	February 19, 2025	6	7	👁 🔍
OB Oliver Bennett	February 19, 2025	0	8	👁 🔍
SS Shivangi Alston Student	February 19, 2025	0	4	👁 🔍
SH Sophia Hayes	February 19, 2025	0	4	👁 🔍

Feature Release

Click on **“Assignments”**.

Click on **“Download Assignment Report”**.

The screenshot shows a web interface for a student performance report. At the top, there is a dropdown menu for 'TOP Maths I 2 (TOP Maths I 2)'. Below this, the page is titled 'Student's Performance Report'. There are two tabs: 'eBook' and 'Assignments', with 'Assignments' being the active tab. A button labeled 'Download Assignment Report' is located in the top right corner. Below the tabs, there are sorting options: 'Sorted by Assigned', 'Type All', and 'Status All'. A table displays the assignment details:

Assignment Name	Type	Status	Assigned ↓	Deadline	Submitted On	Student Remarks	Grade	Teacher Remarks
Maths Assignment	Normal	Open	Feb 19, 2025	Feb 19, 2025	Feb 19, 2025	View Remarks	45	

At the bottom right, there is a pagination control showing 'Showing 10 items' and a page number '1'.

